

令和2年度 月別・海域別のごみ回収日数及びごみ回収量

2船合計

単位:m³

| 項目 | 全 域 | | 有明湾奥 | | 有明湾央 | | 八代海 | | 橘湾 | |
|-----|-------|----------------------|-------|----------------------|-------|----------------------|-------|----------------------|-------|----------------------|
| | 日数(日) | 回収量(m ³) | 日数(日) | 回収量(m ³) | 日数(日) | 回収量(m ³) | 日数(日) | 回収量(m ³) | 日数(日) | 回収量(m ³) |
| 4月 | 33 | 0.00 | 8 | 0.00 | 9 | 0.00 | 15 | 0.00 | 1 | 0.00 |
| 5月 | 16 | 131.63 | 3 | 16.20 | 3 | 0.30 | 10 | 115.13 | 0 | 0.00 |
| 6月 | 29 | 136.80 | 7 | 61.70 | 7 | 43.10 | 13 | 32.00 | 2 | 0.00 |
| 7月 | 54 | 1251.90 | 6.5 | 60.10 | 4.5 | 70.70 | 43 | 1121.10 | 0 | 0.00 |
| 8月 | 28 | 227.70 | 4.5 | 8.90 | 5.5 | 10.90 | 17 | 207.90 | 1 | 0.00 |
| 9月 | 27 | 114.30 | 7.5 | 0.40 | 5.5 | 0.80 | 14 | 113.10 | 0 | 0.00 |
| 10月 | 35 | 243.20 | 9 | 98.20 | 7 | 0.00 | 18 | 145.00 | 1 | 0.00 |
| 11月 | 13 | 0.00 | 3 | 0.00 | 1 | 0.00 | 8 | 0.00 | 1 | 0.00 |
| 12月 | 16 | 0.00 | 3 | 0.00 | 5 | 0.00 | 7 | 0.00 | 1 | 0.00 |
| 1月 | 18 | 0.00 | 5 | 0.00 | 6 | 0.00 | 6 | 0.00 | 1 | 0.00 |
| 2月 | 0 | 0.00 | 0 | 0.00 | 0 | 0.00 | 0 | 0.00 | 0 | 0.00 |
| 3月 | 0 | 0.00 | 0 | 0.00 | 0 | 0.00 | 0 | 0.00 | 0 | 0.00 |
| 計 | 269 | 2105.53 | 56.5 | 245.50 | 53.5 | 125.80 | 151 | 1734.23 | 8 | 0.00 |

海輝

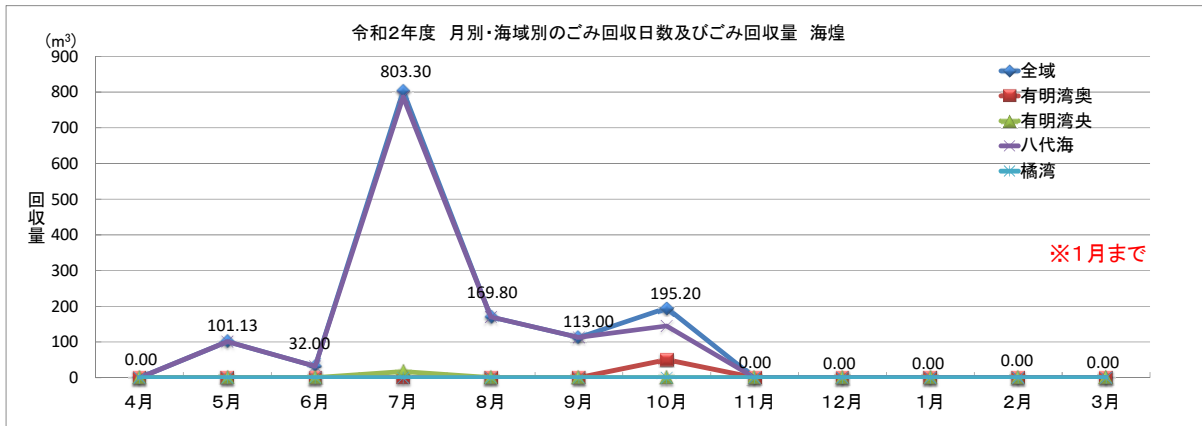
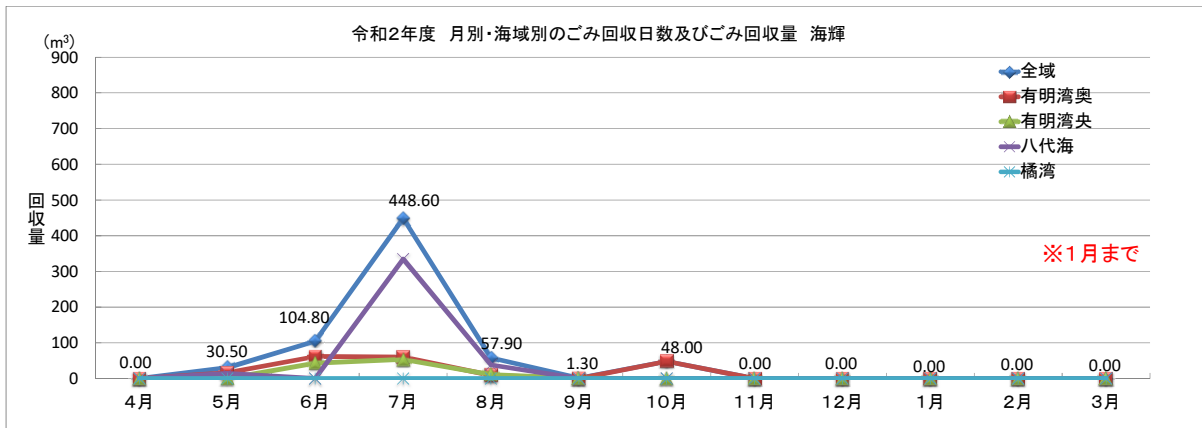
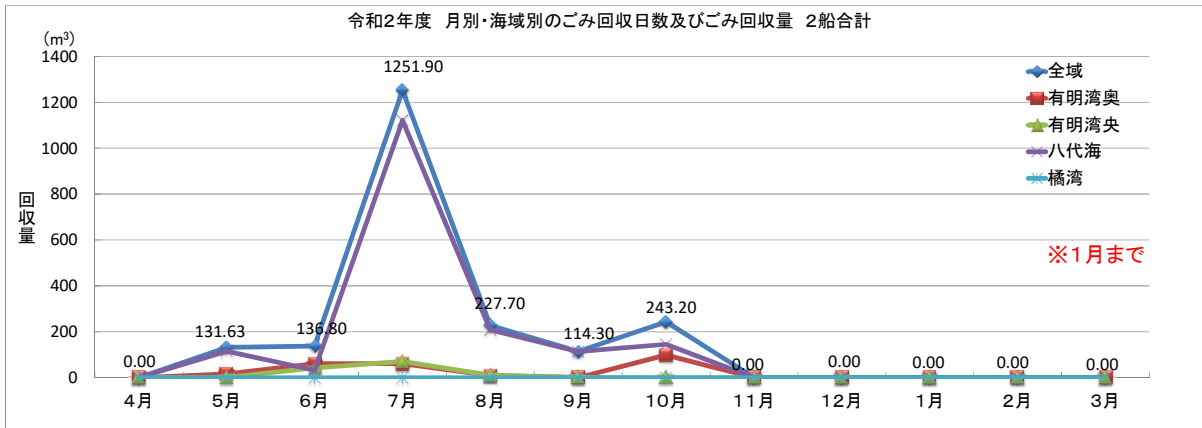
単位:m³

| 項目 | 全 域 | | 有明湾奥 | | 有明湾央 | | 八代海 | | 橘湾 | |
|-----|-------|----------------------|-------|----------------------|-------|----------------------|-------|----------------------|-------|----------------------|
| | 日数(日) | 回収量(m ³) | 日数(日) | 回収量(m ³) | 日数(日) | 回収量(m ³) | 日数(日) | 回収量(m ³) | 日数(日) | 回収量(m ³) |
| 4月 | 17 | 0.00 | 8 | 0.00 | 9 | 0.00 | 0 | 0.00 | 0 | 0.00 |
| 5月 | 7 | 30.50 | 3 | 16.20 | 3 | 0.30 | 1 | 14.00 | 0 | 0.00 |
| 6月 | 14 | 104.80 | 7 | 61.70 | 6 | 43.10 | 0 | 0.00 | 1 | 0.00 |
| 7月 | 27 | 448.60 | 6.5 | 60.10 | 3.5 | 53.60 | 17 | 334.90 | 0 | 0.00 |
| 8月 | 15 | 57.90 | 4.5 | 8.90 | 5.5 | 10.90 | 5 | 38.10 | 0 | 0.00 |
| 9月 | 14 | 1.30 | 7.5 | 0.40 | 5.5 | 0.80 | 1 | 0.10 | 0 | 0.00 |
| 10月 | 15 | 48.00 | 7 | 48.00 | 7 | 0.00 | 0 | 0.00 | 1 | 0.00 |
| 11月 | 1 | 0.00 | 1 | 0.00 | 0 | 0.00 | 0 | 0.00 | 0 | 0.00 |
| 12月 | 8 | 0.00 | 2 | 0.00 | 4 | 0.00 | 2 | 0.00 | 0 | 0.00 |
| 1月 | 12 | 0.00 | 5 | 0.00 | 6 | 0.00 | 0 | 0.00 | 1 | 0.00 |
| 2月 | 0 | 0.00 | 0 | 0.00 | 0 | 0.00 | 0 | 0.00 | 0 | 0.00 |
| 3月 | 0 | 0.00 | 0 | 0.00 | 0 | 0.00 | 0 | 0.00 | 0 | 0.00 |
| 計 | 130 | 691.10 | 51.5 | 195.30 | 49.5 | 108.70 | 26 | 387.10 | 3 | 0.00 |

海煌

単位:m³

| 項目 | 全 域 | | 有明湾奥 | | 有明湾央 | | 八代海 | | 橘湾 | |
|-----|-------|----------------------|-------|----------------------|-------|----------------------|-------|----------------------|-------|----------------------|
| | 日数(日) | 回収量(m ³) | 日数(日) | 回収量(m ³) | 日数(日) | 回収量(m ³) | 日数(日) | 回収量(m ³) | 日数(日) | 回収量(m ³) |
| 4月 | 16 | 0.00 | 0 | 0.00 | 0 | 0.00 | 15 | 0.00 | 1 | 0.00 |
| 5月 | 9 | 101.13 | 0 | 0.00 | 0 | 0.00 | 9 | 101.13 | 0 | 0.00 |
| 6月 | 15 | 32.00 | 0 | 0.00 | 1 | 0.00 | 13 | 32.00 | 1 | 0.00 |
| 7月 | 27 | 803.30 | 0 | 0.00 | 1 | 17.10 | 26 | 786.20 | 0 | 0.00 |
| 8月 | 13 | 169.80 | 0 | 0.00 | 0 | 0.00 | 12 | 169.80 | 1 | 0.00 |
| 9月 | 13 | 113.00 | 0 | 0.00 | 0 | 0.00 | 13 | 113.00 | 0 | 0.00 |
| 10月 | 20 | 195.20 | 2 | 50.20 | 0 | 0.00 | 18 | 145.00 | 0 | 0.00 |
| 11月 | 12 | 0.00 | 2 | 0.00 | 1 | 0.00 | 8 | 0.00 | 1 | 0.00 |
| 12月 | 8 | 0.00 | 1 | 0.00 | 1 | 0.00 | 5 | 0.00 | 1 | 0.00 |
| 1月 | 6 | 0.00 | 0 | 0.00 | 0 | 0.00 | 6 | 0.00 | 0 | 0.00 |
| 2月 | 0 | 0.00 | 0 | 0.00 | 0 | 0.00 | 0 | 0.00 | 0 | 0.00 |
| 3月 | 0 | 0.00 | 0 | 0.00 | 0 | 0.00 | 0 | 0.00 | 0 | 0.00 |
| 計 | 139 | 1414.43 | 5 | 50.20 | 4 | 17.10 | 125 | 1347.13 | 5 | 0.00 |



令和2年度 ごみ回収量及びごみ内訳 (4月~1月)

合計 単位:m³

| ごみ種別 | | 全 域 | 有明湾奥 | 有明湾央 | 八代海 | 橘湾 |
|------|-------------------|---------------------|-------------------|-------------------|---------------------|----------------|
| 可燃物 | 木 材 | 5641.93 (33.69%) | 141.40 (28.54%) | 18.70 (14.86%) | 5481.83 (33.99%) | 0.00 (0.00%) |
| | 木 片 | 10522.10 (62.83%) | 245.10 (49.47%) | 43.50 (34.58%) | 10233.50 (63.46%) | 0.00 (0.00%) |
| | 竹 藎・草 | 57.80 (0.35%) | 10.50 (2.12%) | 1.60 (1.27%) | 45.70 (0.28%) | 0.00 (0.00%) |
| | 海藻類 | 379.20 (2.26%) | 93.00 (18.77%) | 59.40 (47.22%) | 226.80 (1.41%) | 0.00 (0.00%) |
| | 小計 | 16602.03 (99.13%) | 490.50 (98.99%) | 123.70 (98.33%) | 15987.83 (99.14%) | 0.00 (0.00%) |
| 不燃物 | ビニル・プラ | 10.10 (0.06%) | 3.50 (0.71%) | 1.00 (0.79%) | 5.60 (0.03%) | 0.00 (0.00%) |
| | 発泡スチロール | 131.50 (0.79%) | 0.50 (0.10%) | 0.50 (0.40%) | 130.50 (0.81%) | 0.00 (0.00%) |
| | ゴム類 | 2.90 (0.02%) | 0.50 (0.10%) | 0.30 (0.24%) | 2.10 (0.01%) | 0.00 (0.00%) |
| | ビン・缶 | 0.90 (0.01%) | 0.50 (0.10%) | 0.30 (0.24%) | 0.10 (0.00%) | 0.00 (0.00%) |
| | 鉄製品 | 0.10 (0.00%) | 0.00 (0.00%) | 0.00 (0.00%) | 0.10 (0.00%) | 0.00 (0.00%) |
| | その他 | 0.00 (0.00%) | 0.00 (0.00%) | 0.00 (0.00%) | 0.00 (0.00%) | 0.00 (0.00%) |
| 小計 | 145.50 (0.87%) | 5.00 (1.01%) | 2.10 (1.67%) | 138.40 (0.86%) | 0.00 (0.00%) | |
| 合 計 | 16747.53 (100%) | 495.50 (100%) | 125.80 (100%) | 16126.23 (100%) | 0.00 (0%) | |

(注) ()内は構成比を示す。

海輝 単位:m³

| ごみ種別 | | 全 域 | 有明湾奥 | 有明湾央 | 八代海 | 橘湾 |
|------|-----------------|-------------------|-------------------|-------------------|-------------------|----------------|
| 可燃物 | 木 材 | 133.20 (19.27%) | 34.20 (17.51%) | 17.60 (16.19%) | 81.40 (21.03%) | 0.00 (0.00%) |
| | 木 片 | 283.40 (41.01%) | 62.10 (31.80%) | 27.50 (25.30%) | 193.80 (50.06%) | 0.00 (0.00%) |
| | 竹 藎・草 | 5.80 (0.84%) | 0.50 (0.26%) | 1.60 (1.47%) | 3.70 (0.96%) | 0.00 (0.00%) |
| | 海藻類 | 258.20 (37.36%) | 93.00 (47.62%) | 59.40 (54.65%) | 105.80 (27.33%) | 0.00 (0.00%) |
| | 小計 | 681.60 (98.63%) | 190.30 (97.44%) | 106.60 (98.07%) | 384.70 (99.38%) | 0.00 (0.00%) |
| 不燃物 | ビニル・プラ | 5.60 (0.81%) | 3.50 (1.79%) | 1.00 (0.92%) | 1.10 (0.28%) | 0.00 (0.00%) |
| | 発泡スチロール | 1.50 (0.22%) | 0.50 (0.26%) | 0.50 (0.46%) | 0.50 (0.13%) | 0.00 (0.00%) |
| | ゴム類 | 1.40 (0.20%) | 0.50 (0.26%) | 0.30 (0.28%) | 0.60 (0.15%) | 0.00 (0.00%) |
| | ビン・缶 | 0.90 (0.13%) | 0.50 (0.26%) | 0.30 (0.28%) | 0.10 (0.03%) | 0.00 (0.00%) |
| | 鉄製品 | 0.10 (0.01%) | 0.00 (0.00%) | 0.00 (0.00%) | 0.10 (0.03%) | 0.00 (0.00%) |
| | その他 | 0.00 (0.00%) | 0.00 (0.00%) | 0.00 (0.00%) | 0.00 (0.00%) | 0.00 (0.00%) |
| 小計 | 9.50 (1.37%) | 5.00 (2.56%) | 2.10 (1.93%) | 2.40 (0.62%) | 0.00 (0.00%) | |
| 合 計 | 691.10 (100%) | 195.30 (100%) | 108.70 (100%) | 387.10 (100%) | 0.00 (0%) | |

(注) ()内は構成比を示す。

海煌 単位:m³

| ごみ種別 | | 全 域 | 有明湾奥 | 有明湾央 | 八代海 | 橘湾 |
|------|------------------|--------------------|-------------------|-------------------|--------------------|----------------|
| 可燃物 | 木 材 | 200.43 (14.17%) | 5.20 (10.36%) | 1.10 (6.43%) | 194.13 (14.41%) | 0.00 (0.00%) |
| | 木 片 | 905.00 (63.98%) | 35.00 (69.72%) | 16.00 (93.57%) | 854.00 (63.39%) | 0.00 (0.00%) |
| | 竹 藎・草 | 52.00 (3.68%) | 10.00 (19.92%) | 0.00 (0.00%) | 42.00 (3.12%) | 0.00 (0.00%) |
| | 海藻類 | 121.00 (8.55%) | 0.00 (0.00%) | 0.00 (0.00%) | 121.00 (8.98%) | 0.00 (0.00%) |
| | 小計 | 1278.43 (90.38%) | 50.20 (100.00%) | 17.10 (100.00%) | 1211.13 (89.90%) | 0.00 (0.00%) |
| 不燃物 | ビニル・プラ | 4.50 (0.32%) | 0.00 (0.00%) | 0.00 (0.00%) | 4.50 (0.33%) | 0.00 (0.00%) |
| | 発泡スチロール | 130.00 (9.19%) | 0.00 (0.00%) | 0.00 (0.00%) | 130.00 (9.65%) | 0.00 (0.00%) |
| | ゴム類 | 1.50 (0.11%) | 0.00 (0.00%) | 0.00 (0.00%) | 1.50 (0.11%) | 0.00 (0.00%) |
| | ビン・缶 | 0.00 (0.00%) | 0.00 (0.00%) | 0.00 (0.00%) | 0.00 (0.00%) | 0.00 (0.00%) |
| | 鉄製品 | 0.00 (0.00%) | 0.00 (0.00%) | 0.00 (0.00%) | 0.00 (0.00%) | 0.00 (0.00%) |
| | その他 | 0.00 (0.00%) | 0.00 (0.00%) | 0.00 (0.00%) | 0.00 (0.00%) | 0.00 (0.00%) |
| 小計 | 136.00 (9.62%) | 0.00 (0.00%) | 0.00 (0.00%) | 136.00 (10.10%) | 0.00 (0.00%) | |
| 合 計 | 1414.43 (100%) | 50.20 (100%) | 17.10 (100%) | 1347.13 (100%) | 0.00 (0%) | |

(注) ()内は構成比を示す。

その他(がんりゅう・支援船・有明海連携回収) 単位:m³

| ごみ種別 | | 全 域 | 有明湾奥 | 有明湾央 | 八代海 | 橘湾 |
|------|----------------------|----------------------|--------------------|----------------------|----------------------|----------------|
| 可燃物 | 木 材 | 5308.30 (36.25%) | 102.00 (40.80%) | 0.00 (0.00%) | 5206.30 (36.17%) | 0.00 (0.00%) |
| | 木 片 | 9333.70 (63.75%) | 148.00 (59.20%) | 0.00 (0.00%) | 9185.70 (63.83%) | 0.00 (0.00%) |
| | 竹 藎・草 | 0.00 (0.00%) | 0.00 (0.00%) | 0.00 (0.00%) | 0.00 (0.00%) | 0.00 (0.00%) |
| | 海藻類 | 0.00 (0.00%) | 0.00 (0.00%) | 0.00 (0.00%) | 0.00 (0.00%) | 0.00 (0.00%) |
| | 小計 | 14642.00 (100.00%) | 250.00 (100.00%) | 0.00 (0.00%) | 14392.00 (100.00%) | 0.00 (0.00%) |
| 不燃物 | ビニル・プラ | 0.00 (0.00%) | 0.00 (0.00%) | 0.00 (0.00%) | 0.00 (0.00%) | 0.00 (0.00%) |
| | 発泡スチロール | 0.00 (0.00%) | 0.00 (0.00%) | 0.00 (0.00%) | 0.00 (0.00%) | 0.00 (0.00%) |
| | ゴム類 | 0.00 (0.00%) | 0.00 (0.00%) | 0.00 (0.00%) | 0.00 (0.00%) | 0.00 (0.00%) |
| | ビン・缶 | 0.00 (0.00%) | 0.00 (0.00%) | 0.00 (0.00%) | 0.00 (0.00%) | 0.00 (0.00%) |
| | 鉄製品 | 0.00 (0.00%) | 0.00 (0.00%) | 0.00 (0.00%) | 0.00 (0.00%) | 0.00 (0.00%) |
| | その他 | 0.00 (0.00%) | 0.00 (0.00%) | 0.00 (0.00%) | 0.00 (0.00%) | 0.00 (0.00%) |
| 小計 | 0.00 (0.00%) | 0.00 (0.00%) | 0.00 (0.00%) | 0.00 (0.00%) | 0.00 (0.00%) | |
| 合 計 | 14642.00 (100.00%) | 250.00 (100.00%) | 0.00 (0.00%) | 14392.00 (100.00%) | 0.00 (0.00%) | |

(注) ()内は構成比を示す。

