

平成30年度 月別・海域別のごみ回収日数及びごみ回収量

2船合計

単位:m³

| 項目 | 全 域 | | 有明湾奥 | | 有明湾央 | | 八代海 | | 橘湾 | |
|-----|-------|----------------------|-------|----------------------|-------|----------------------|-------|----------------------|-------|----------------------|
| | 日数(日) | 回収量(m ³) | 日数(日) | 回収量(m ³) | 日数(日) | 回収量(m ³) | 日数(日) | 回収量(m ³) | 日数(日) | 回収量(m ³) |
| 4月 | 33 | 0.40 | 7 | 0.00 | 8 | 0.40 | 16 | 0.00 | 2 | 0.00 |
| 5月 | 19 | 32.50 | 4 | 24.70 | 8 | 7.70 | 6 | 0.10 | 1 | 0.00 |
| 6月 | 32 | 211.60 | 7 | 15.80 | 9 | 45.90 | 13 | 149.90 | 3 | 0.00 |
| 7月 | 43 | 866.82 | 12 | 326.85 | 12.5 | 161.85 | 18.5 | 378.12 | 0 | 0.00 |
| 8月 | 27 | 122.66 | 10 | 7.70 | 6 | 36.30 | 9 | 78.66 | 2 | 0.00 |
| 9月 | 30 | 2.10 | 10 | 1.90 | 8 | 0.20 | 11 | 0.00 | 1 | 0.00 |
| 10月 | 37 | 28.20 | 11 | 0.00 | 7 | 1.20 | 18 | 27.00 | 1 | 0.00 |
| 11月 | 0 | 0.00 | 0 | 0.00 | 0 | 0.00 | 0 | 0.00 | 0 | 0.00 |
| 12月 | 0 | 0.00 | 0 | 0.00 | 0 | 0.00 | 0 | 0.00 | 0 | 0.00 |
| 1月 | 0 | 0.00 | 0 | 0.00 | 0 | 0.00 | 0 | 0.00 | 0 | 0.00 |
| 2月 | 0 | 0.00 | 0 | 0.00 | 0 | 0.00 | 0 | 0.00 | 0 | 0.00 |
| 3月 | 0 | 0.00 | 0 | 0.00 | 0 | 0.00 | 0 | 0.00 | 0 | 0.00 |
| 計 | 221 | 1264.28 | 61 | 376.95 | 58.5 | 253.55 | 91.5 | 633.78 | 10 | 0.00 |

海輝

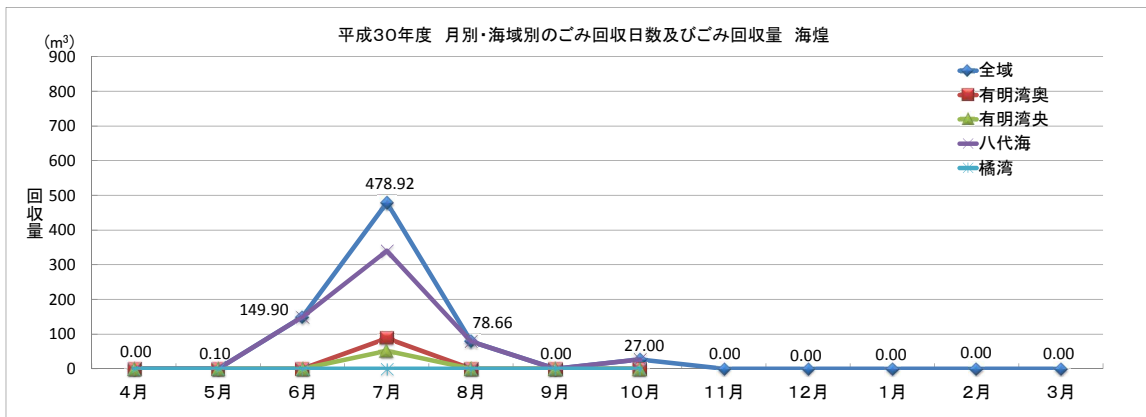
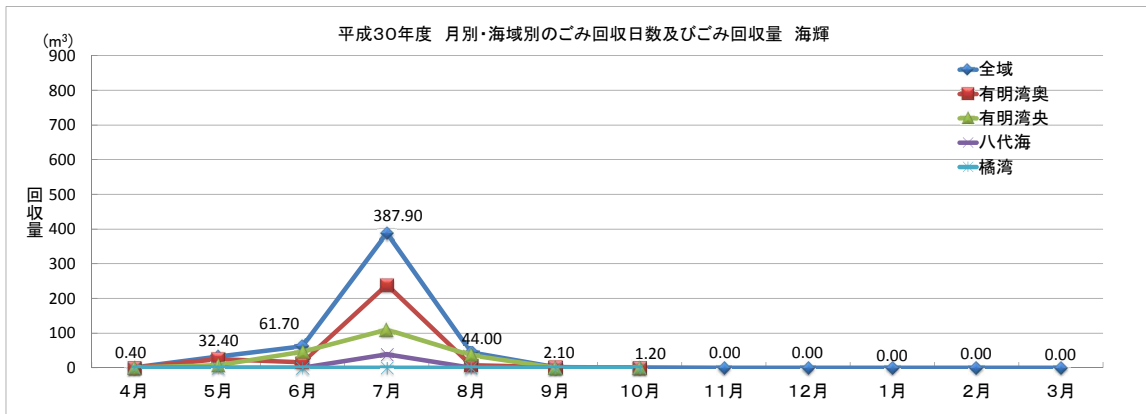
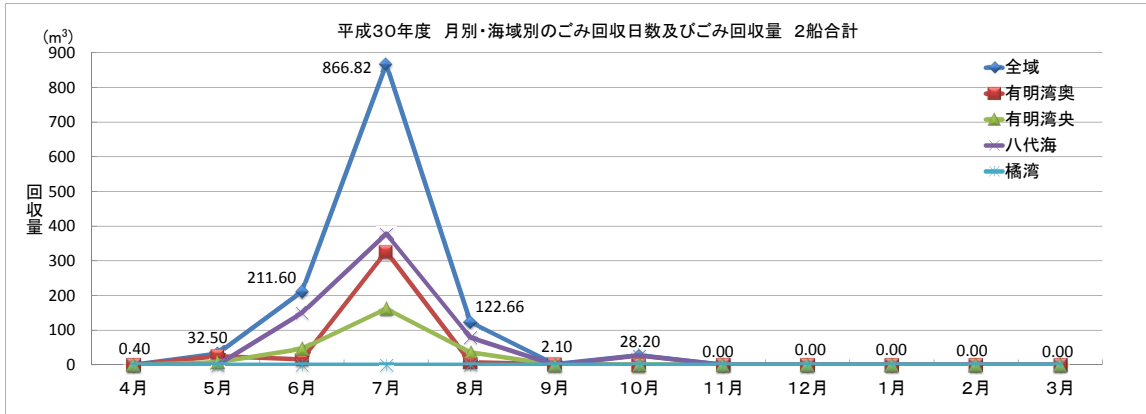
単位:m³

| 項目 | 全 域 | | 有明湾奥 | | 有明湾央 | | 八代海 | | 橘湾 | |
|-----|-------|----------------------|-------|----------------------|-------|----------------------|-------|----------------------|-------|----------------------|
| | 日数(日) | 回収量(m ³) | 日数(日) | 回収量(m ³) | 日数(日) | 回収量(m ³) | 日数(日) | 回収量(m ³) | 日数(日) | 回収量(m ³) |
| 4月 | 16 | 0.40 | 7 | 0.00 | 8 | 0.40 | 0 | 0.00 | 1 | 0.00 |
| 5月 | 10 | 32.40 | 4 | 24.70 | 6 | 7.70 | 0 | 0.00 | 0 | 0.00 |
| 6月 | 16 | 61.70 | 6 | 15.80 | 8 | 45.90 | 0 | 0.00 | 2 | 0.00 |
| 7月 | 22 | 387.90 | 10 | 239.20 | 10 | 110.20 | 2 | 38.50 | 0 | 0.00 |
| 8月 | 13 | 44.00 | 6 | 7.70 | 6 | 36.30 | 0 | 0.00 | 1 | 0.00 |
| 9月 | 15 | 2.10 | 7 | 1.90 | 7 | 0.20 | 0 | 0.00 | 1 | 0.00 |
| 10月 | 17 | 1.20 | 10 | 0.00 | 7 | 1.20 | 0 | 0.00 | 0 | 0.00 |
| 11月 | 0 | 0.00 | | | | | | | | |
| 12月 | 0 | 0.00 | | | | | | | | |
| 1月 | 0 | 0.00 | | | | | | | | |
| 2月 | 0 | 0.00 | | | | | | | | |
| 3月 | 0 | 0.00 | | | | | | | | |
| 計 | 109 | 529.70 | 50 | 289.30 | 52 | 201.90 | 2 | 38.50 | 5 | 0.00 |

海煌

単位:m³

| 項目 | 全 域 | | 有明湾奥 | | 有明湾央 | | 八代海 | | 橘湾 | |
|-----|-------|----------------------|-------|----------------------|-------|----------------------|-------|----------------------|-------|----------------------|
| | 日数(日) | 回収量(m ³) | 日数(日) | 回収量(m ³) | 日数(日) | 回収量(m ³) | 日数(日) | 回収量(m ³) | 日数(日) | 回収量(m ³) |
| 4月 | 17 | 0.00 | 0 | 0.00 | 0 | 0.00 | 16 | 0.00 | 1 | 0.00 |
| 5月 | 9 | 0.10 | 0 | 0.00 | 2 | 0.00 | 6 | 0.10 | 1 | 0.00 |
| 6月 | 16 | 149.90 | 1 | 0.00 | 1 | 0.00 | 13 | 149.90 | 1 | 0.00 |
| 7月 | 21 | 478.92 | 2 | 87.65 | 2.5 | 51.65 | 16.5 | 339.62 | 0 | 0.00 |
| 8月 | 14 | 78.66 | 4 | 0.00 | 0 | 0.00 | 9 | 78.66 | 1 | 0.00 |
| 9月 | 15 | 0.00 | 3 | 0.00 | 1 | 0.00 | 11 | 0.00 | 0 | 0.00 |
| 10月 | 20 | 27.00 | 1 | 0.00 | 0 | 0.00 | 18 | 27.00 | 1 | 0.00 |
| 11月 | 0 | 0.00 | | | | | | | | |
| 12月 | 0 | 0.00 | | | | | | | | |
| 1月 | 0 | 0.00 | | | | | | | | |
| 2月 | 0 | 0.00 | | | | | | | | |
| 3月 | 0 | 0.00 | | | | | | | | |
| 計 | 112 | 734.58 | 11 | 87.65 | 6.5 | 51.65 | 89.5 | 595.28 | 5 | 0.00 |



2船等合計（内、7/14-7/16有明海漁連との連携回収分160m³を含むため、下表の各船合計とは一致しない。）単位：m³

| ごみ種別 | | 全 域 | 有明湾奥 | 有明湾中央 | 八代海 | 橘湾 |
|------|------------------|--------------------|-------------------|-------------------|-------------------|----------------|
| 可燃物 | 木 材 | 231.48 (16.25%) | 185.75 (34.59%) | 9.45 (3.73%) | 36.28 (5.72%) | 0.00 (0.00%) |
| | 木 片 | 288.00 (20.22%) | 40.60 (7.56%) | 33.50 (13.21%) | 213.90 (33.75%) | 0.00 (0.00%) |
| | 竹 | 124.90 (8.77%) | 32.60 (6.07%) | 20.70 (8.16%) | 71.60 (11.30%) | 0.00 (0.00%) |
| | 萱・草 | 728.60 (51.16%) | 264.80 (49.32%) | 177.80 (70.12%) | 286.00 (45.13%) | 0.00 (0.00%) |
| | 海藻類 | 10.50 (0.74%) | 5.40 (1.01%) | 5.10 (2.01%) | 0.00 (0.00%) | 0.00 (0.00%) |
| | 小計 | 1383.48 (97.14%) | 529.15 (98.55%) | 246.55 (97.24%) | 607.78 (95.90%) | 0.00 (0.00%) |
| 不燃物 | ビニル・プラ | 9.40 (0.66%) | 5.00 (0.93%) | 4.20 (1.66%) | 0.20 (0.03%) | 0.00 (0.00%) |
| | 発泡スチロール | 24.70 (1.73%) | 1.20 (0.22%) | 1.20 (0.47%) | 22.30 (3.52%) | 0.00 (0.00%) |
| | ゴム類 | 1.20 (0.08%) | 0.00 (0.00%) | 0.20 (0.08%) | 1.00 (0.16%) | 0.00 (0.00%) |
| | ビン・缶 | 3.50 (0.25%) | 1.60 (0.30%) | 1.40 (0.55%) | 0.50 (0.08%) | 0.00 (0.00%) |
| | 鉄製品 | 0.00 (0.00%) | 0.00 (0.00%) | 0.00 (0.00%) | 0.00 (0.00%) | 0.00 (0.00%) |
| | その他 | 2.00 (0.14%) | 0.00 (0.00%) | 0.00 (0.00%) | 2.00 (0.32%) | 0.00 (0.00%) |
| | 小計 | 40.80 (2.86%) | 7.80 (1.45%) | 7.00 (2.76%) | 26.00 (4.10%) | 0.00 (0.00%) |
| 合 計 | 1424.28 (100%) | 536.95 (100%) | 253.55 (100%) | 633.78 (100%) | 0.00 (0%) | |

(注) ()内は構成比を示す。

海輝

単位：m³

| ごみ種別 | | 全 域 | 有明湾奥 | 有明湾中央 | 八代海 | 橘湾 |
|------|-----------------|-------------------|-------------------|-------------------|------------------|----------------|
| 可燃物 | 木 材 | 35.70 (6.74%) | 23.10 (7.98%) | 8.80 (4.36%) | 3.80 (9.87%) | 0.00 (0.00%) |
| | 木 片 | 58.60 (11.06%) | 30.60 (10.58%) | 25.00 (12.38%) | 3.00 (7.79%) | 0.00 (0.00%) |
| | 竹 | 48.80 (9.21%) | 28.60 (9.89%) | 19.20 (9.51%) | 1.00 (2.60%) | 0.00 (0.00%) |
| | 萱・草 | 359.60 (67.89%) | 193.80 (66.99%) | 136.80 (67.76%) | 29.00 (75.32%) | 0.00 (0.00%) |
| | 海藻類 | 10.50 (1.98%) | 5.40 (1.87%) | 5.10 (2.53%) | 0.00 (0.00%) | 0.00 (0.00%) |
| | 小計 | 513.20 (96.89%) | 281.50 (97.30%) | 194.90 (96.53%) | 36.80 (95.58%) | 0.00 (0.00%) |
| 不燃物 | ビニル・プラ | 9.40 (1.77%) | 5.00 (1.73%) | 4.20 (2.08%) | 0.20 (0.52%) | 0.00 (0.00%) |
| | 発泡スチロール | 3.40 (0.64%) | 1.20 (0.41%) | 1.20 (0.59%) | 1.00 (2.60%) | 0.00 (0.00%) |
| | ゴム類 | 0.20 (0.04%) | 0.00 (0.00%) | 0.20 (0.10%) | 0.00 (0.00%) | 0.00 (0.00%) |
| | ビン・缶 | 3.50 (0.66%) | 1.60 (0.55%) | 1.40 (0.69%) | 0.50 (1.30%) | 0.00 (0.00%) |
| | 鉄製品 | 0.00 (0.00%) | 0.00 (0.00%) | 0.00 (0.00%) | 0.00 (0.00%) | 0.00 (0.00%) |
| | その他 | 0.00 (0.00%) | 0.00 (0.00%) | 0.00 (0.00%) | 0.00 (0.00%) | 0.00 (0.00%) |
| | 小計 | 16.50 (3.11%) | 7.80 (2.70%) | 7.00 (3.47%) | 1.70 (4.42%) | 0.00 (0.00%) |
| 合 計 | 529.70 (100%) | 289.30 (100%) | 201.90 (100%) | 38.50 (100%) | 0.00 (0%) | |

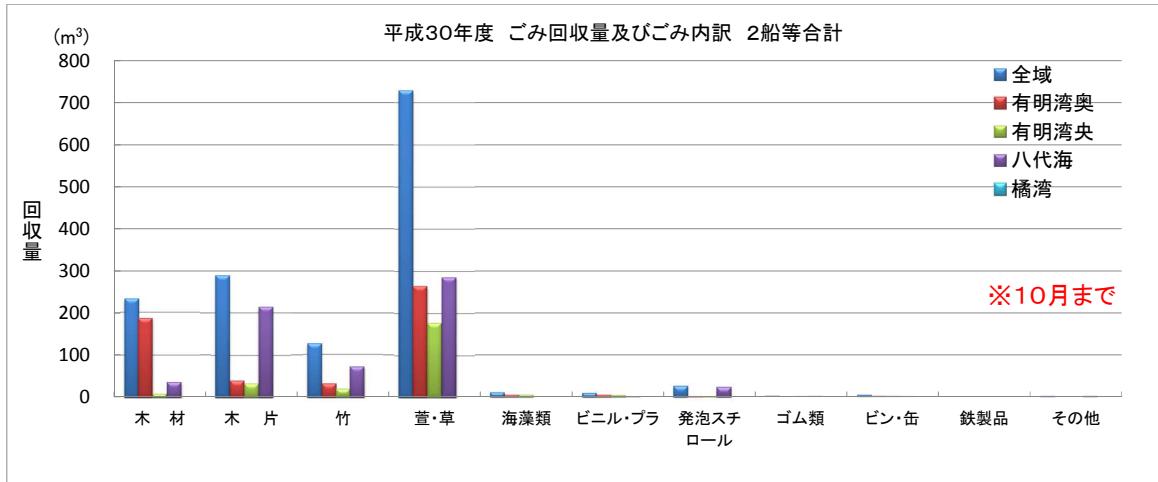
(注) ()内は構成比を示す。

海煌

単位：m³

| ごみ種別 | | 全 域 | 有明湾奥 | 有明湾中央 | 八代海 | 橘湾 |
|------|-----------------|-------------------|-------------------|-------------------|-------------------|----------------|
| 可燃物 | 木 材 | 35.78 (4.87%) | 2.65 (3.02%) | 0.65 (1.26%) | 32.48 (5.46%) | 0.00 (0.00%) |
| | 木 片 | 229.40 (31.23%) | 10.00 (11.41%) | 8.50 (16.46%) | 210.90 (35.43%) | 0.00 (0.00%) |
| | 竹 | 76.10 (10.36%) | 4.00 (4.56%) | 1.50 (2.90%) | 70.60 (11.86%) | 0.00 (0.00%) |
| | 萱・草 | 369.00 (50.23%) | 71.00 (81.00%) | 41.00 (79.38%) | 257.00 (43.17%) | 0.00 (0.00%) |
| | 海藻類 | 0.00 (0.00%) | 0.00 (0.00%) | 0.00 (0.00%) | 0.00 (0.00%) | 0.00 (0.00%) |
| | 小計 | 710.28 (96.69%) | 87.65 (100.00%) | 51.65 (100.00%) | 570.98 (95.92%) | 0.00 (0.00%) |
| 不燃物 | ビニル・プラ | 0.00 (0.00%) | 0.00 (0.00%) | 0.00 (0.00%) | 0.00 (0.00%) | 0.00 (0.00%) |
| | 発泡スチロール | 21.30 (2.90%) | 0.00 (0.00%) | 0.00 (0.00%) | 21.30 (3.58%) | 0.00 (0.00%) |
| | ゴム類 | 1.00 (0.14%) | 0.00 (0.00%) | 0.00 (0.00%) | 1.00 (0.17%) | 0.00 (0.00%) |
| | ビン・缶 | 0.00 (0.00%) | 0.00 (0.00%) | 0.00 (0.00%) | 0.00 (0.00%) | 0.00 (0.00%) |
| | 鉄製品 | 0.00 (0.00%) | 0.00 (0.00%) | 0.00 (0.00%) | 0.00 (0.00%) | 0.00 (0.00%) |
| | その他 | 2.00 (0.27%) | 0.00 (0.00%) | 0.00 (0.00%) | 2.00 (0.34%) | 0.00 (0.00%) |
| | 小計 | 24.30 (3.31%) | 0.00 (0.00%) | 0.00 (0.00%) | 24.30 (4.08%) | 0.00 (0.00%) |
| 合 計 | 734.58 (100%) | 87.65 (100%) | 51.65 (100%) | 595.28 (100%) | 0.00 (0%) | |

(注) ()内は構成比を示す。



32.48

